



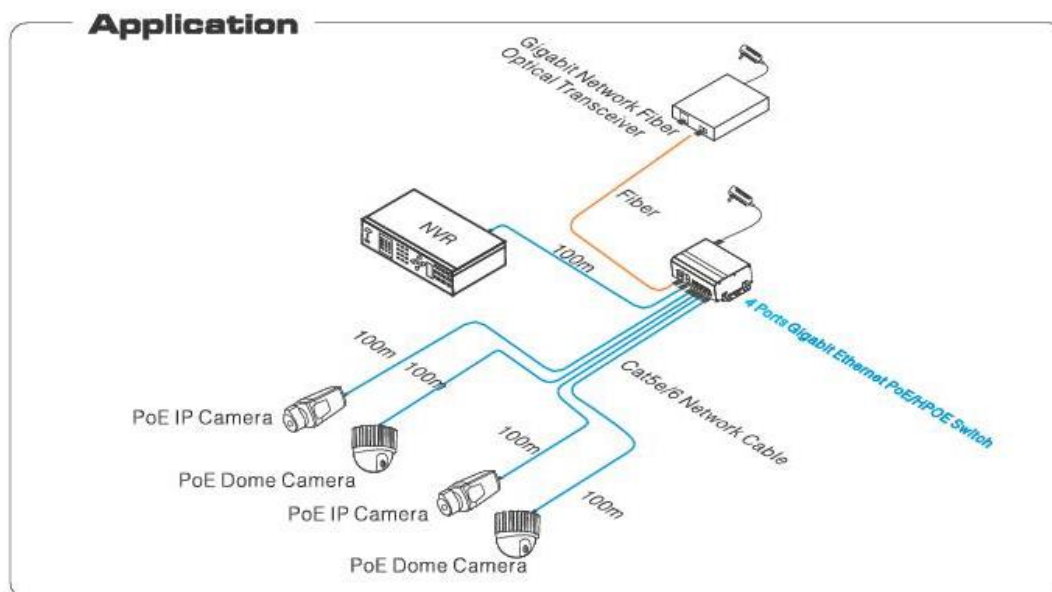
## **Industrial unmanaged Switch with 4 Port Gigabit HPoE + 2x Combo SFP**

**ALL-SGI8206P**



4 ports Gigabit Ethernet switch is an unmanaged Ethernet switch, which provides 2 optical, 2 Ethernet uplink ports and 4 Gigabit downlink Ethernet ports, wherein 1 optical and 1 Ethernet port are Combo ports . The product could satisfy 32-channel IPC small convergence system application and is widely used in security network video surveillance, network engineering and other occasions.

4 ports Gigabit Ethernet PoE/HPOE switch is an unmanaged PoE Ethernet switch, which provides 2 optical, 2 Ethernet uplink ports and 4 Gigabit PoE downlink Ethernet ports, wherein 1 optical and 1 Ethernet ports are Combo ports. The product supports PoE+/PoE++ high power network Dome. which could be widely used in security network video surveillance, network engineering and other occasions.



## Feature

- Standard: IEEE802.3 ,IEEE802.3u ,IEEE802.3ab,IEEE802.3z,IEEE802.3 af/at;
- Provide 2 optical and 2 Ethernet uplink ports, wherein 1 optical port and 1 Ethernet port are Combo ports;
- Provide 4x10/100/1000 Mbps adaptive downlink ports, 1~4 ports of PoE switch support IEEE802.3af/at;
- Support port(Auto MDI/MDIX)function;
- Standard DC port and green terminal port, support power adapter with different connectors and power;
- Redundant power design, support power hot backup;
- Fanless wavy metal shell with heat dissipation design ;
- Fast installation and easy operation, convenient for wall, din rail and desktop installation.



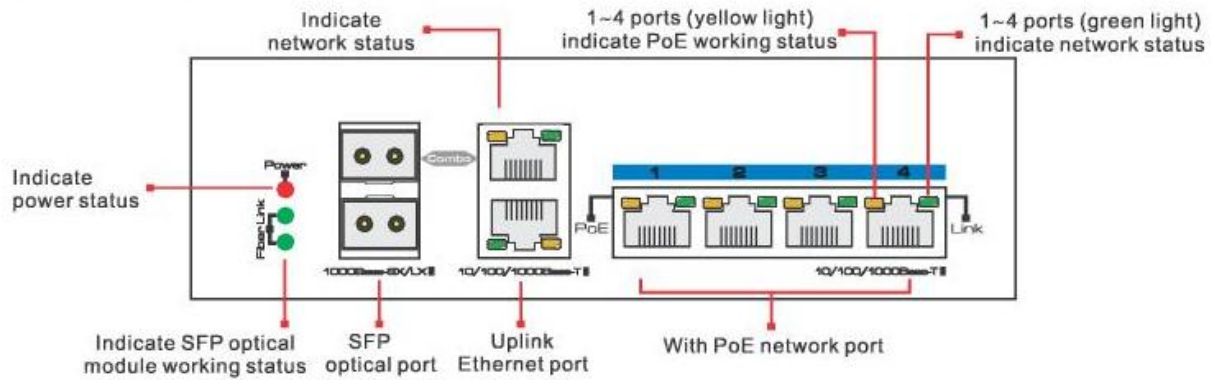
## Caution

- 1) Transmission distance is related to the connecting cable. We suggest to use standard Cat5e/6 network cable to get the farthest transmission distance.
- 2) If using optical port, customer need to purchase SFP module additional;
- 3) The equipment must connect anti-thunder ground, otherwise equipment will greatly reducing protection level; please use 20th or over wire to connect grounding terminal to the ground.

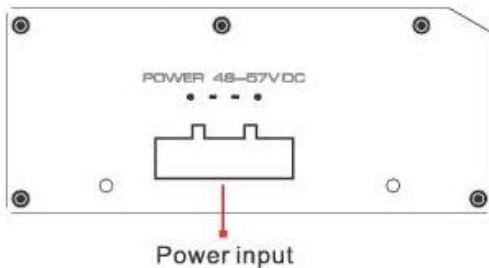
# 1 Board diagram

## 4 ports Gigabit Ethernet PoE/HPOE switch

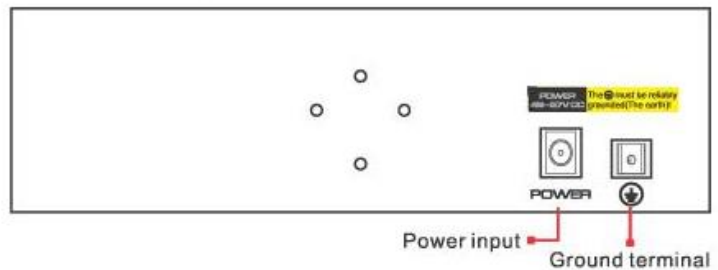
### Front Board



### Left board

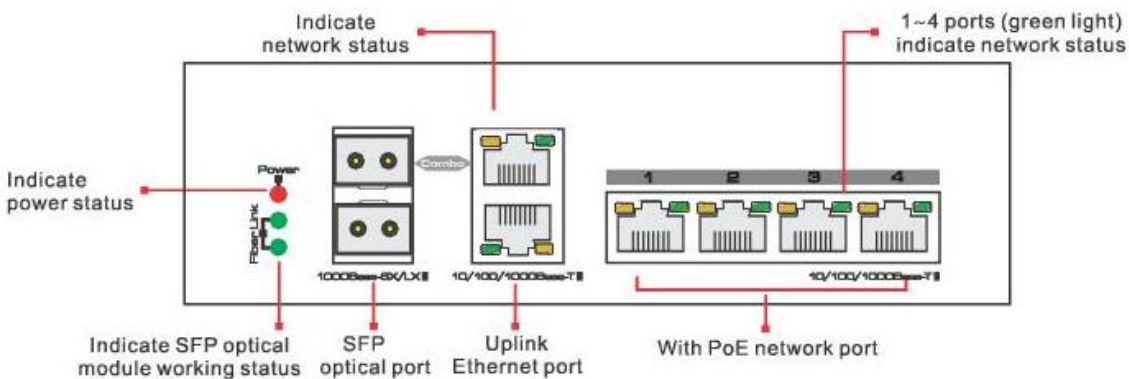


### Back board

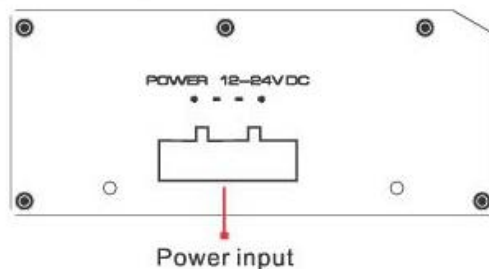


## 4 ports Gigabit Ethernet switch

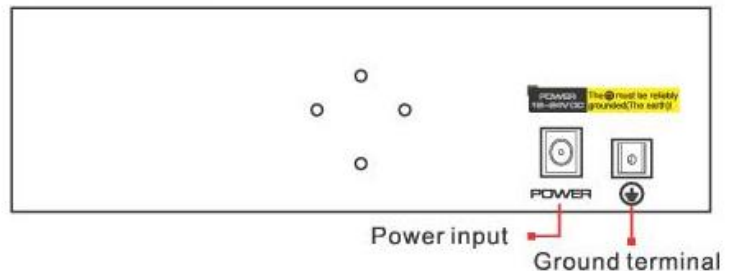
### Front Board



### Left board



### Back board



## ■ Installation steps

---

Please check the following items before installation. If any missing, please contact the dealer.

- |                 |      |
|-----------------|------|
| ● Equipment     | 1pc  |
| ● Power adapter | 1pc  |
| ● Hanger        | 2pcs |
| ● Rack rails    | 1pc  |
| ● User manual   | 1pc  |

### **Please follow the following installation steps**

- 1) Please turn off the signal source and the device's power, installation with power on may damage the device;
- 2) Use 4 network cables to connect 4 IP cameras and 1~4 RJ45 ports of switch;
- 3) Use another network cable (or optical fiber) to connect switch's uplink port with NVR or computer, etc.;
- 4) Connect equipment with power adapter;
- 5) Check if the installation is correct and device is good, make sure all the connection is reliable and power up the system;
- 6) Make sure every network device has power supply and work normally.

## ■ Trouble Shooting

---

Please find the following solution when the device doesn't work

- Please confirm if the installation is correct;
- Please confirm if the RJ45 cable order is in accordance with the EIA/TIA568A or 568B industry standards;
- The maximum consumption of each PoE port that supply for the PoE equipment can't exceed 30W or 60W, please do not use the PoE device whose consumption is over 30W or 60W;
- Please replace a failure device with a normal one to check if the device is broken;
- If the problem still exist, please contact the factory.

## ■ Specification

Item		4 Ports Gigabit Ethernet Switch	4 Ports Gigabit Ethernet PoE Switch	4 Ports Gigabit Ethernet HPoE Switch
Power	Power supply	Power adapter		
	Voltage range	DC12V~24V	DC48V~57V	
	Consumption	<6W		
Network port parameters	Ethernet port	Combo port, SFP optical port: 1000BASE-X Other optical port: 10/100/1000BASE-T		
	Transmission distance	Ethernet port: 100m; SFP optical port: depend on the optical module transmission performance		
	Transmission medium	Cat5e/6 standard network cable		
	PoE agreement	No	IEEE802.3af, IEEE802.3at agreement	
	PoE power supply	No	End-span	End-span(port 1 60W)
	PoE power	No	Single port≤30W	port 1≤60W port 2-4≤30W
Network exchange specification	Network standard	IEEE802.3 ,IEEE802.3u ,IEEE802.3ab ,IEEE802.3z		
	Switch Capacity	14Gbps		
	Package Forwarding	10.42Mpps		
	Package Buffer	1M		
	MAC address list	8K		
Status indicator	Power indicator	1 indicate power ( Red )		
	Optical port LED indicator	2 Fiber Link Green lights indicate fiber working status		
	Uplink Ethernet port LED indicator	RJ45 port indicates network working status		
	Downlink Ethernet port LED indicator	1 ~ 4 ports with green lights indicate network status, yellow light is off	1 ~ 4 ports with green lights indicate network status, yellow light indicates PoE	
Protection level	Communication port Lightning protection	6KV, Standard:IEC61000-4-5		
	ESD	6KV/8KV, Standard:IEC61000-4-2		
environmental	Working temperature	-40℃~75℃		
	Storage temperature	-40℃~85℃		
	Humidity (non-condensing)	0~95%		
Mechanical	Dimension (L×W×H)	110mm×163mm×46mm		
	Material	Aluminum		
	Color	Black		
	Weight	510g	530g	530g





## Safety Warnings

For your safety, be sure to read and follow all warning notices and instructions.

- Do not open the device. Opening or removing the device cover can expose you to dangerous high voltage points or other risks. Only qualified service personnel can service the device. Please contact your vendor for further information.
- Do not use your device during a thunderstorm. There may be a risk of electric shock brought about by lightning.
- Do not expose your device to dust or corrosive liquids.
- Do not use this product near water sources.
- Make sure to connect the cables to the correct ports.
- Do not obstruct the ventilation slots on the device.

## Environment protection

This product design is environmental friendly and the product should be stored, used and discarded in accordance with relevant national legal / regulatory requirements.

ALLNET GmbH Computersysteme declares that the device **ALL-SGI8206P** is in compliance with the essential requirements and other relevant provisions of Directive 2004/108/EC or 2014/30/EU. The Declaration of conformity can be found under this link:  
[www.allnet.de/downloads.html](http://www.allnet.de/downloads.html)

ALLNET GmbH Computersysteme  
Maistrasse 2  
82110 Germering

Tel.: +49 (0)89 894 222 - 22  
Fax: +49 (0)89 894 222 - 33  
Email: [info@allnet.de](mailto:info@allnet.de)