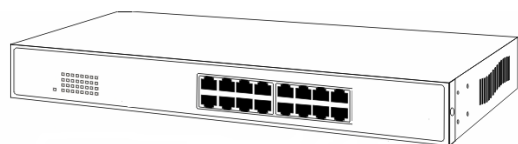


# 16 Ports Nway PoE Fast Ethernet Switch

## User's Manual



### FCC Warning

This device has been tested and found to comply with limits for a Class A digital device, pursuant to Part 15 of FCC Rules. These limits are designed to provide reasonable protection against harmful interference when the equipment is operated in a commercial environment. This equipment generates and radiates radio frequency energy and, if not installed and used in accordance with the user's manual, it may cause interference in which case users will be required to correct interference at their own expenses.

### CE Warning

This is a Class A product. In a domestic environment, this product may cause radio interference in which case the user may be required to take adequate measures.

### Introduction

This switch provides 16 10/100M ports. It was designed for easy installation and high performance in an environment where traffic is on the network and the number of users increases continuously.


It consists of 16 PSE/PoE ports. That can solve the limitation of the power outlet location and offer the system designer a flexible solution to locate the network device everywhere.

The rack-mount size was specifically designed for medium to large workgroups. The Switch can be installed where space is limited; moreover it provides smooth network migration and easy upgrade to network capacity. The 19" size can be rack-mount on 19" cabinet.

### Package Contents

Before you start to install this switch, please verify your package that contains the following items:


- One PoE Fast Ethernet Switch
- One Power Cord
- One User's Manual



Power Cord



Rack-mount Kit



Note: If any of these items is found missing or damaged, please contact your local supplier for replacement.

### Key Features

- 16 Port 10/100M Nway (Auto-negotiation) Switch
- 16 PSE/PoE function ports
- Supporting the power Max. 15.4 W for each PSE/PoE port
- 19" rack-mount size
- Auto-learn of networking configurations
- Auto-detect full/half-duplex modes for any port
- Dedicated full-duplex 200Mbps bandwidth
- Store-and-Forward switching methods
- IEEE 802.3x flow control for full-duplex and back-pressure flow control for half-duplex
- Non-blocking & Non-head-of-line blocking full wire speed forwarding
- Auto-MDI/MDI-X function for any port
- Smart plug & play

### Front Panel (LEDs)

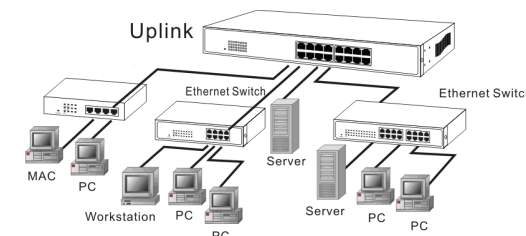
#### LED Indicators of 16 Port PoE 10/100M Switch

LED	Status	Description
Power	On	Power is on.
	Off	Power is off.
LINK/ACT	On	Port is for connection.
	Off	No connection.
	Flashing	Data is transmitting or receiving
PoE	On	Port is linked to Power Device
	Off	No Power Device is connected

### Connections

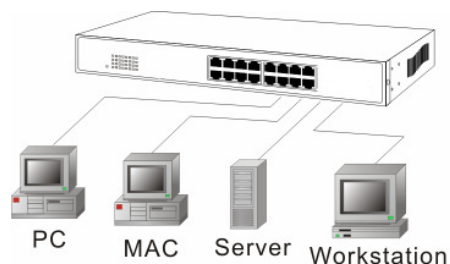
#### Switch/Hub to this 16 Port PoE Fast Ethernet Switch

This switch provides automatic crossover detection functionality for any port. It is simple and friendly to up-link to another switch without crossover cable.



## PC/Other devices to this 16 Ports Fast Ethernet Switch

Via a twisted pair cable straight through, this switch can be connected to PCs, servers and other network devices.



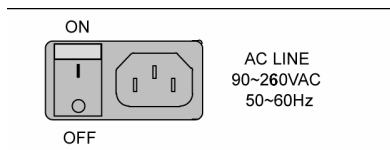
## Power Device to this 16 Port PoE Fast Ethernet Switch and getting 48V power source through Cat. 5 cables

Using Cat. 5 twisted-pair cable to connect Power Device to the port 1~16 of this switch, and then this switch will supply 48V power to Power Device over Cat. 5 twisted-pair cable. Please be noted Power Device should also comply with IEEE 802.3af.

### Rear Panel (Power)

#### AC input

AC input (90~260V/AC, 50~60Hz) UL Safety



### Technical Specifications

Standards	IEEE 802.3af IEEE 802.3 10BaseT IEEE 802.3u 100BaseTX IEEE 802.3x Flow control
Features	Number of Ports: 16 PSE/PoE Ports MAC Address: 4K Buffer Memory: 1.625 Mb Method: Store and Forward
Filtering/Forwarding Rates	100Mbps port – 148,800pps 10Mbps – 14,880pps
Transmission Media	10BaseT Cat. 3, 4, 5 UTP/STP 100BaseTX Cat. 5 UTP/STP
LED Indicators	Per Port: LINK/ACT, PoE ACT/Status Per Unit: Power
Power Input	100~240V/AC, 50~60Hz
Power Output	48V/DC Per Port Output – 15.4 W Max Per Port 16 Ports at Full 15.4 W Output Supported
Power Consumption	250 Watts (Max)
Dimensions	440 × 220 × 44 mm (L × W × H)
Weight	3.8 kg
Operating Temperature	0 to 55℃
Storage Temperature	-20 to 90℃
Humidity	10 to 90% RH (non-condensing)
Certifications	FCC Class A, CE