



ALL4759V2-x

Product Specification Sheet

SFP+ Direct Attach Passive Copper Cable, 0.5m 1m 3m 5m 7m Reach





Product Discription

The SFP+ passive copper cable assemblies are high performance, cost effective I/O solutions for 10G Ethernet and 10G Fiber Channel applications. SFP+ copper modules allow hardware manufactures to achieve high port density, configurability and utilization at a very low cast and reduced power budget. The high speed cable assemblies meet and exceed Gigabit Ethernet and Fiber Channel industry standard requirements for performance an reliability.

Product features

- Paasive Copper Cable(Paddle cards plus Copper cable)(Cable Length:0.5~7m)
- Support for multi-gigabit data rates up to 10.5Gbps
- Data rates backward compatible to 1Gbps
- Hot-pluggable SFP 20PIN footprint
- I/O Connector designed for high speed differential signal applications
- Compatible with industry standard SFP cages+Switches
- EEPROM signature can be customized
- Temperature Range:0~70°C
- ROHS-6 Compliant

Applications

- 10Gigabit Ethernet
- Date center cabling infrastructure
- Fiber Channel 4G/8G/10G
- Storage Area Networks
- Network Attached Storage
- High Performance Computing Clusters
- Storage Servers
- Metro Network Switch/Cross Connect

Standard

- Compliant with electrical standards SFF-8431, SFF-8083
- Compliant with mechanical standard SFF-8432
- Compliant with EEPROM standard SFF-8472
- ROHS Compliant

Recommended Operating Conditions

Parameter	Symbol	Min	Typical	Max	Unit
Rated Voltage	VCC	2.4	3.3	5.5	V
Operating Case Temperature	Standard TC	0	25	70	°C
Saving Temperature	TS	-40		85	°C
Relative Humidity	RH	5		95	%
Data Rate			10.5		Gbps

Electrical Characteristics (24AWG CABLE)

Differential Impedance (TDR)	100±50ohms	
Time Delay Skew (Between Pair)	<350ps/7m	
NEXT	<-30dB,@3.2GHz	
IL/Attenuation	Frequency (GHz)	Attenuation (dB/5.5m max)
	5	-21
	10	-33.7


Electrical Characteristics (30AWG CABLE)

Differential Impedance (TDR)	100±50ohms	
Time Delay Skew (Between Pair)	<350ps/7m	
NEXT	<-30dB,@3.2GHz	
IL/Attenuation	Frequency (GHz)	Attenuation (dB/5.5m max)
	5	-20.2
	10	-35

Physical Characteristics

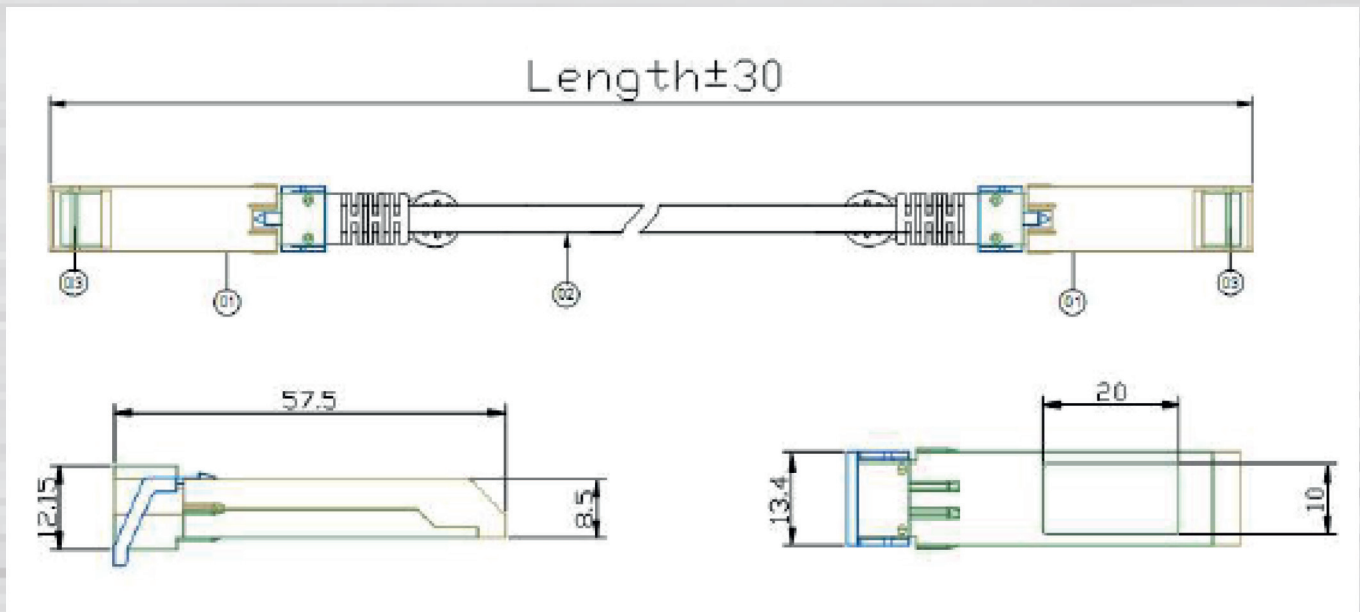
- Bend Radius: 5x OD Min
- Flame Testing: VW-1 /FT1 /FT4
- Standard: UL758, Page20276; CSA22.2 NO.210

PIN OUT DRAWING




SFP Pin (Golden Finger) Drawing

Mechanical Dimensions




Important notice:


Important Notice:




DO NOT
Kink
the
Cable




DO NOT
Over-Bend
the Cable
Behind the
Connector



DO NOT
Twist
the
Connector



ANTISTATIC



FRAGILE

Note:

- Standard Copper SFP+ assemblies are offered in different wire gauges (AWG) depending on length. You can be customized diameter and distance.
- SFP+ cable assemblies are hot swappable and the programmed EEPROM signature enables the host to differentiate between a copper cable assembly and a fiber optic module
- Low power consumption assists in making the passive copper cable assembly an economic solution for within rack, or rack-to-rack applications.

Ordering information

Part Number	Data Rate	Cable Length	Wire Gauge	Connector Type	Temperature Range
ALL4759V2-0.5	up to 10.5Gbps	0.5m	30AWG	Passive Copper	0~70°C
ALL4759V2-1	up to 10.5Gbps	1m	30AWG	Passive Copper	0~70°C
ALL4759V2-3	up to 10.5Gbps	3m	24AWG	Passive Copper	0~70°C
ALL4759V2-5	up to 10.5Gbps	5m	24AWG	Passive Copper	0~70°C
ALL4759V2-7	up to 10.5Gbps	7m	24AWG	Passive Copper	0~70°C