









Device	Supported Technology	VDSL2 Vectoring "max. 100Mbit"	SuperVectoring 35b "max. 250Mbit"	g.fast Profil 106/212MHz	Max. Speed	LAN ports / Switch if necessary	integrated PSTN POTS Filter	Wall mounting possible	DIN rail	Extended Temp range	PoE Ports	Manageable / WebGUI
 ALL-BM200 Art. 144404	ADSL2/ADSL2+ & VDSL2	✓	✗	✗	max. 90 Mbit from 100 Mbit	1x LAN	✗	✓ Conditional – Optional wall bracket available Art. 198021	✗	✗	✗	✓
 ALL-BM100 / ALL126AS3 Art. 66303	VDSL2	✓	✗	✗	Max. 98/99 Mbit from 100 Mbit	4x LAN	✓	✓	✗	✗	✗	✓
 ALL-MC116SV-VDSL2 Art. 195586	VDSL2	✓	✗	✗	max. 90 Mbit from 100 Mbit	2x LAN	✗	✓	✗	✗	✗	✗
 ALL-BMI100VDSL2V Art. 172755	VDSL2	✓	✗	✗	Max. 98/99 Mbit from 100 Mbit	4x LAN	✗	✗	✓	✓	✗	✓
 ALL-MC116SPV-VDSL2 Art. 193137	VDSL2	✓	✗	✗	max. 90 Mbit from 100 Mbit	2x LAN	✗	✓	✗	✗	✓	✗
 ALL-BM210 Art. 195704	VDSL2	✓	✓	✗	Max. 250 Mbit from 1 GB	2x LAN	✗	✓ Optional wall bracket available Art. 205739	✗	✗	✗	✓
 ALL-BM300 Art. 174279	VDSL2 / g.fast	✓	✓	✓	Max. 1 GB from 1 GB	4x LAN	✓	✓	✗	✗	✗	✓